



Epidemiology of tuberculosis in Norway: Current challenges

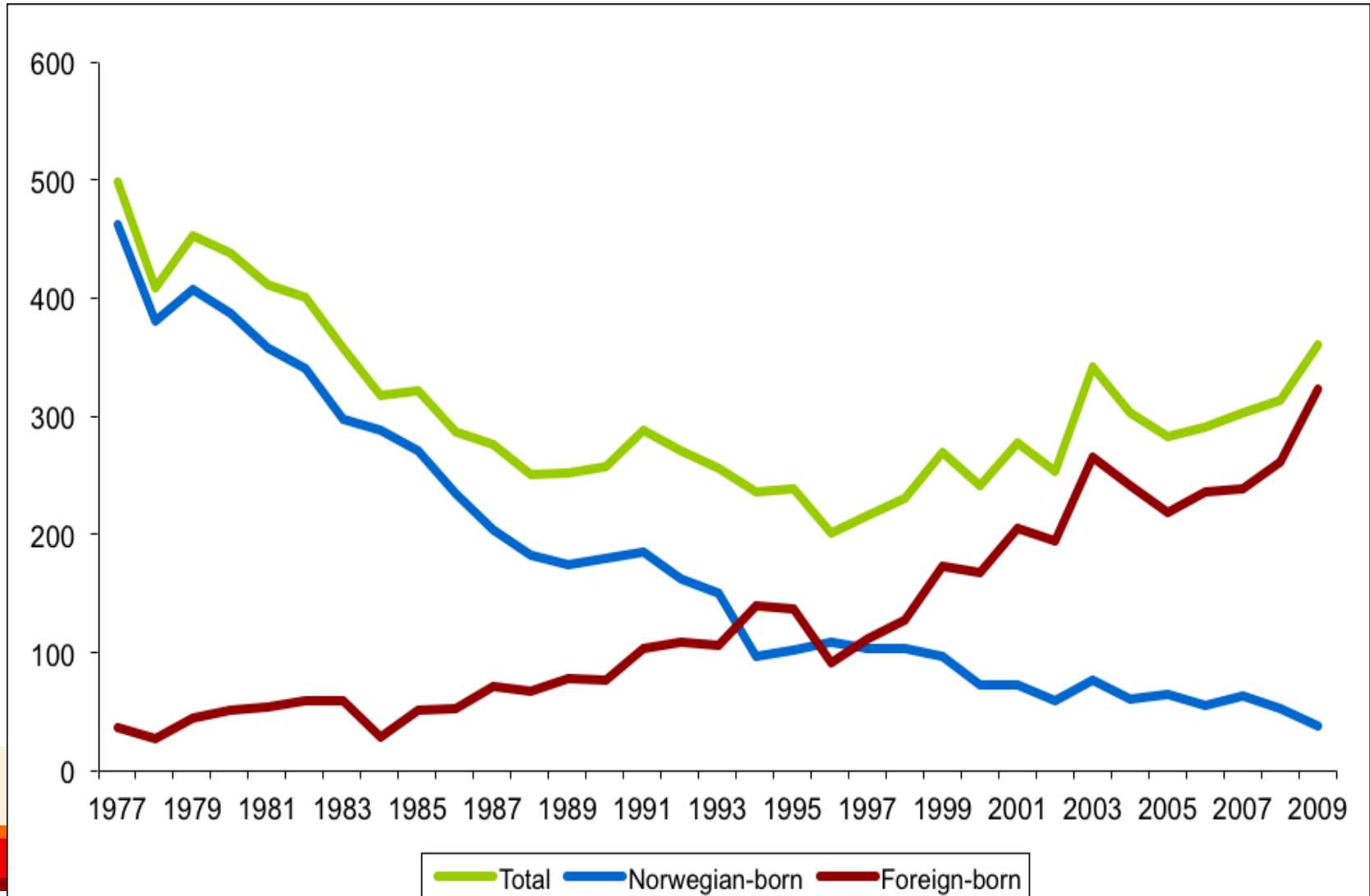
Silje Hagerup, LHL

Einar Heldal, LHL consultant

Meeting of the Steering Committee Barents TB Programme St.Petersburg May 13, 2011



Number of tuberculosis cases reported in Norway 1977-2009 by place of birth (source: NIPH)



Reported TB patients 2009 by place of birth

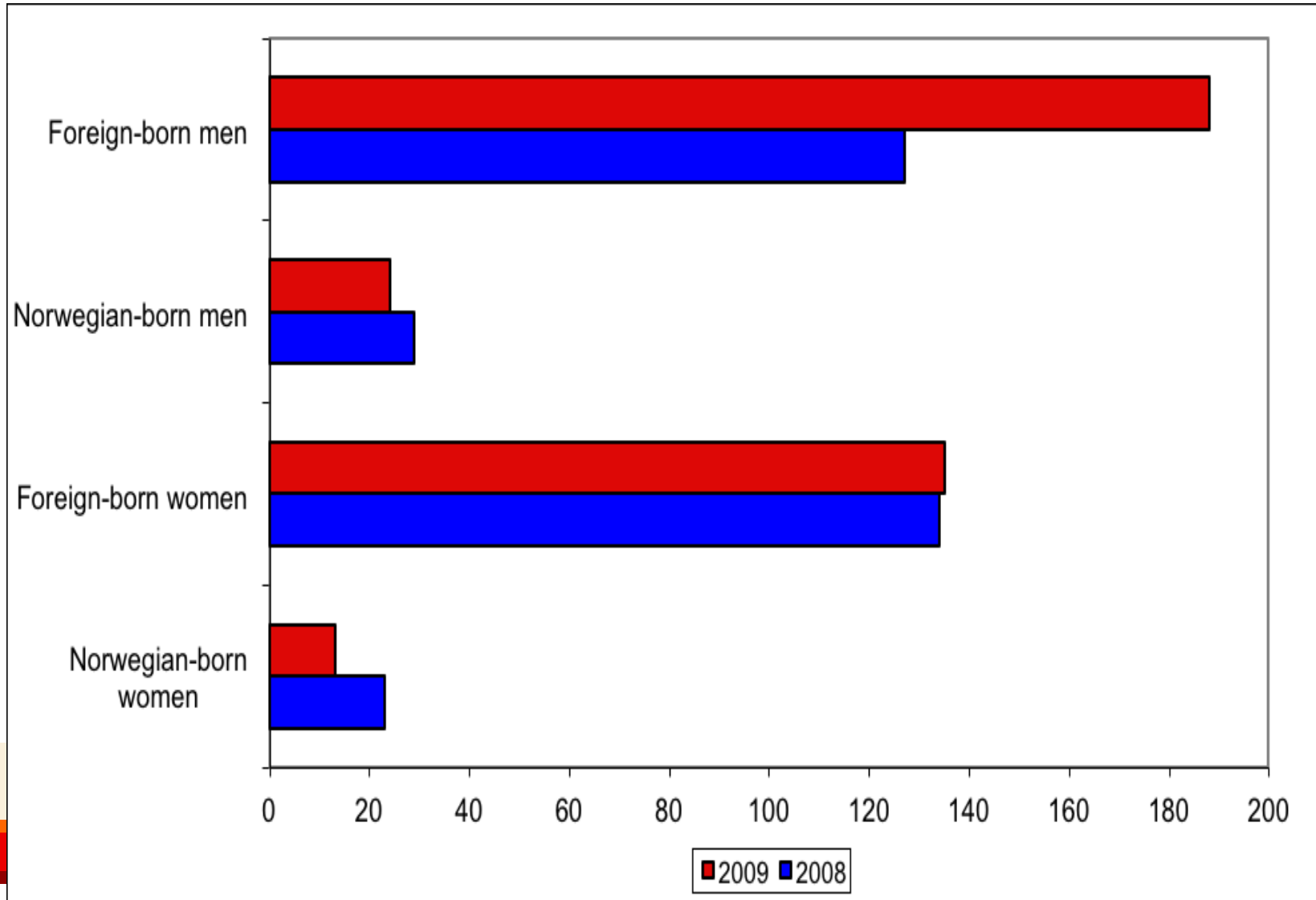
(source: NIPH)

Place of birth	Number	Rate per 100 000
Norway	37	0,9
Europe except Norway	21	8,2
Africa	184	374,8
Asia	117	82,1
Americas	1	
Total	360	7,5
Total born outside Norway	323	66,1

Foreign
-born
90%



Tuberculosis patients reported in 2008 and 2009 by gender and country of birth (source: NIPH)



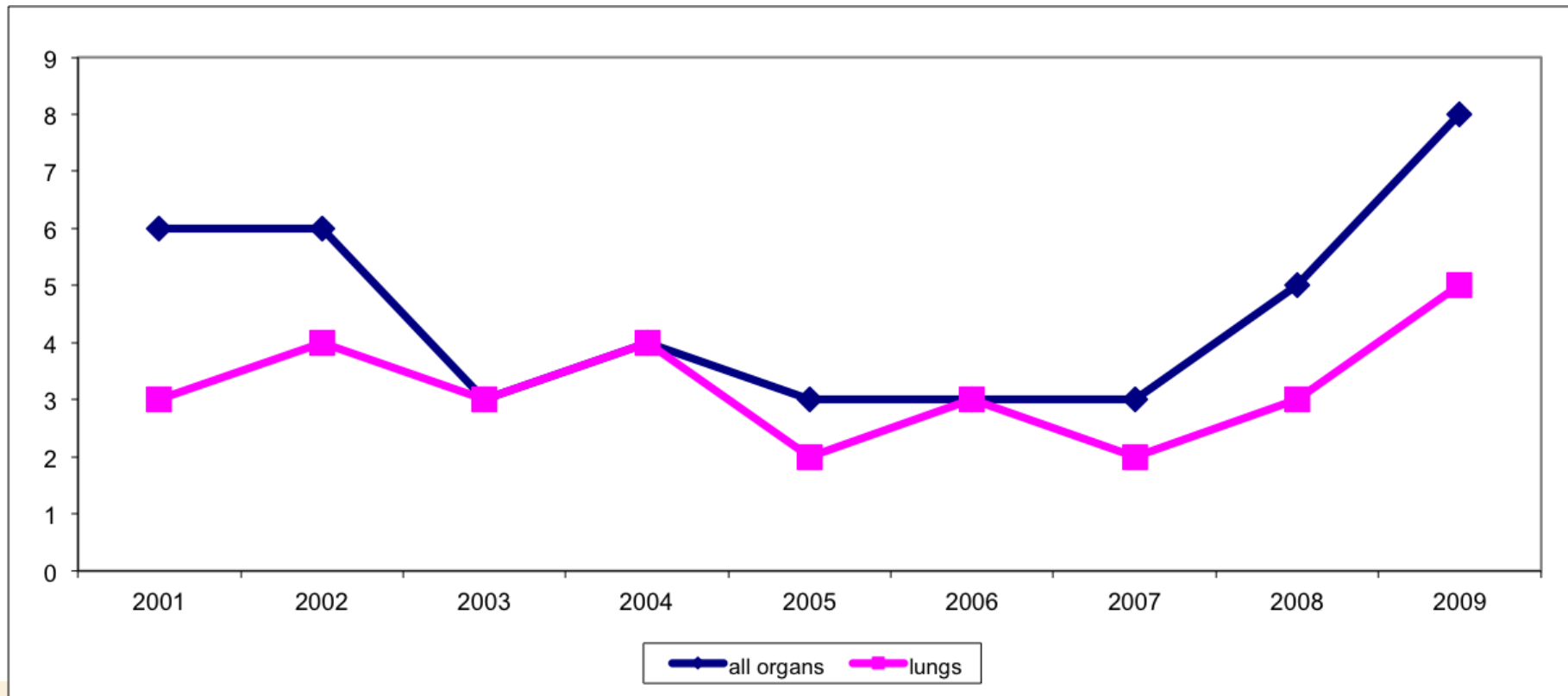
How TB patients were detected 2009

(source: NIPH)

	Number	%
Symptoms or signs	223	62
Screening of immigrants	91	25
Contact tracing	8	2
Autopsy	4	1
Screening not specified	5	1
Other indication	10	3
Coincidence	5	1
No data	14	4
Total	360	100



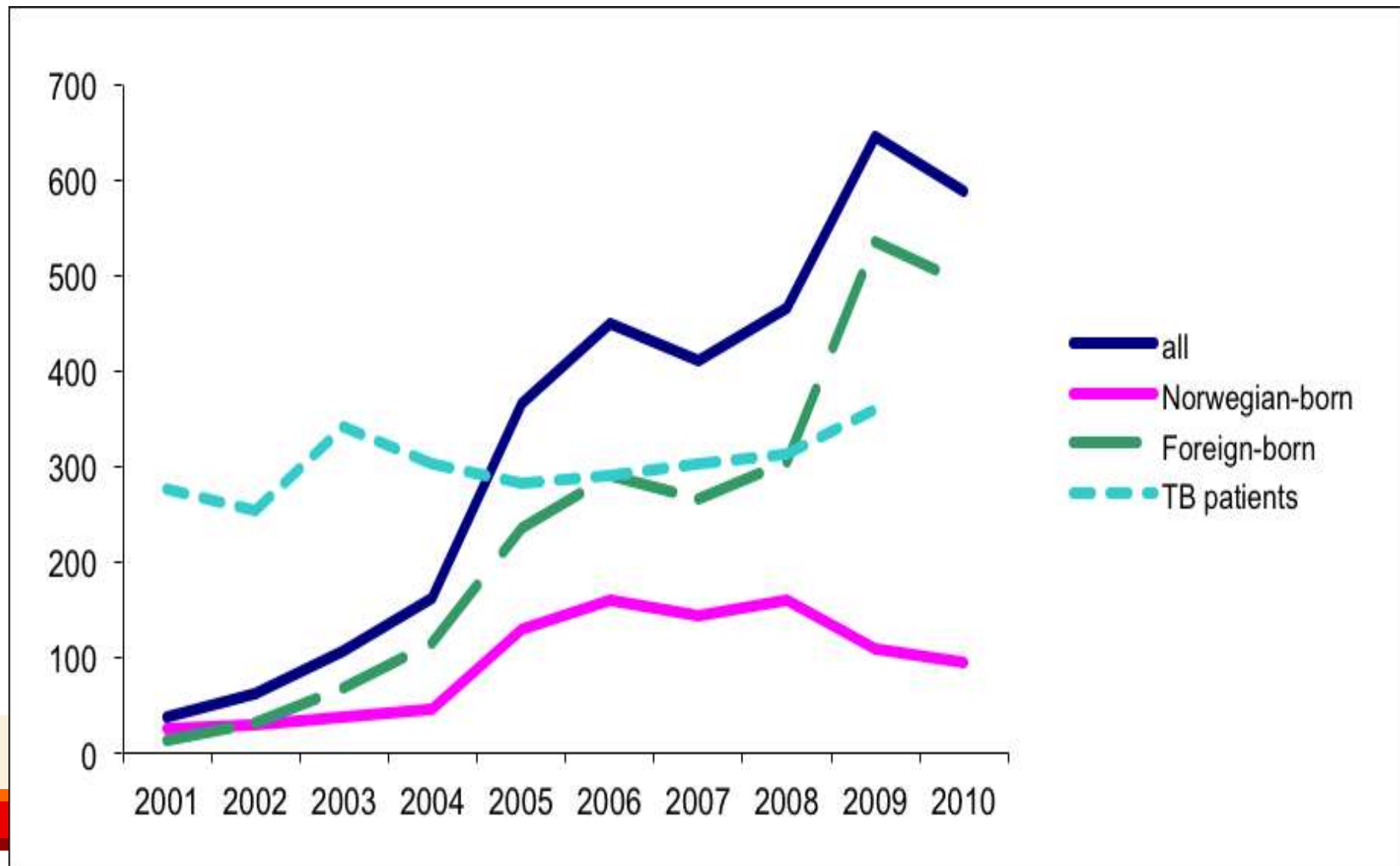
Number of MDR tuberculosis in all organs and in lungs 2001-2009 (source: NIPH)



Treatment outcome all TB patients sorted by year of notification and place of birth, 2005-2008 (source: NIPH)

TOM	All countries				Total		Outside Norway		Norway	
	2005	2006	2007	2008	Total	%	#	%	#	%
<i>Completed ("Success")</i>	255	251	265	280	1051	88,4	876	91,7	175	74,8
Deaths TB	4	4	4	5	17	1,4	5	0,5	12	5,1
Deaths other causes	1	6	6	3	16	1,3	4	0,4	12	5,1
Deaths unknown	3		1	2	6	0,5	1	0,1	5	2,1
Deaths TB contrib. cause	7	3	9	6	25	2,1	5	0,5	20	8,5
<i>Deaths total</i>	15	13	20	16	64	5,4	15	1,6	49	20,8
Disappeared from treatment	6	7	7		20	1,7	20	2,1	1	0,4
Voluntary left Norway	4	9	8	15	36	3,0	35	3,7	1	0,4
Discontinued (side effects)	1	5	2	1	9	0,8	4	0,4	5	2,1
Still on treatment		4		1	5	0,4	3	0,3	2	0,9
Unknown	2	1			3	0,3	2	0,2	1	0,4
Total	283	291	302	313	1189	100,0	955	100,0	234	100,0

Total number of people with tuberculous disease and people who started TB preventive therapy 2001-2010, by origin (source: NIPH)



Some trends and challenges (I)

- **Access to health services for migrants a main challenge.**
- Treatment success high. DOT in intensive phase by public health nurse.
- LHL has developed information material (booklets) together with TB patients and health staff, translated to 11 languages. Similar booklets have been developed in Russia, Tanzania, Nepal, Sudan, Malawi, Zambia



Some trends and challenges (II)

- Among pulmonary TB cases 1/3 have no data on smear result of expectorate/induced sputum, 1/3 positive, 1/3 negative. **Incomplete data and/or smear not done?**

Some trends and challenges (III)

- MDR-TB increasing – all foreign born, none generated in Norway since around 2004. MDR treatment success in 54 MDR-TB patients 1978-2008 was 73%, with 21% default.
- Few TB and MDR-TB cases makes it difficult to ensure sufficient competence in health staff incl specialists. Need for exchange of experiences with countries with high levels of TB (such as Russia) including for clinical, programmatic and social aspects



Some trends and challenges (IV)

- Revision of TB regulations (2009) and guidelines (2010). More focus on treatment of latent infection. TB and MDR committees in function.
- Treatment of latent infection rapidly increasing **but coverage in target groups and treatment result not known.**
- **No data on HIV status** since not allowed to include in TB surveillance

Some trends and challenges (V)

- Deaths mainly in elderly Norwegian born with other diseases, but also because of late diagnosis, also in young migrants. Default low
- No TB patients deported (Regulation on migration pgr 17-14).

Some trends and challenges (VI): Undocumented migrants

- Regulation on migration 2009 pgr 14: TB suspects can apply to the Migration authorities for postponement of deportation until diagnosis is clear and while on treatment. The application will be granted.
- Since 2009 NGOs (Church City Mission, Norwegian Red Cross, LHL, etc) are running a low profile, low threshold health center for undocumented persons in the capital.

